


PIKE DELTA YORK
LOCAL
SCHOOL DISTRICT



Monthly Financial Report – August 2022

September 28th, 2022

Matt A. Feasel, Treasurer/C.F.O.



September 28th, 2022


Dear Members of the Pike Delta York Board of Education:

The following pages represent the financial status of the Pike Delta York Local School District as of August 31st, 2022 for all funds submitted for your consideration. Please review the following:

1. General, Revenue & Budget Analysis
2. Cash Reconciliation Report
3. Investment Register
4. Financial Report by Fund
5. Monthly Check Register
6. Unencumbered Liabilities Register
7. Transfer and Advance Register
8. Donations to the District
9. Appropriation Revisions for the month and fiscal year 2022-23.

As always, if you should have any questions or need any additional information, please feel free to contact me at any time at 419-822-2897.

Respectfully Submitted,



Matt A. Feasel, Treasurer/CFO
Pike Delta York Local School District

PIKE DELTA YORK LOCAL SCHOOL DISTRICT Monthly Financial Narrative

General Fund Analysis

This document is prepared in an attempt to summarize the cash position of the Pike Delta York Local School District as of the end of August, 2022. This analysis incorporates four (4) different areas:

1. 2022-23 Fiscal Year Estimate - This column represents the actual cash balance on July 1, 2022 (\$ 506,770.55) at the beginning of the fiscal year. It also contains the projected revenue from July 1, 2022 to June 30, 2023, (\$ 15,540,114.00); the projected expenditure level (\$ 14,358,077.00) and the projected ending balance (\$ 1,688,807.55) on June 30, 2023.
2. August 2022 Actual - This column represents actual activity for the month of August 2022.
3. 2022-23 Fiscal Y-T-D - This column represents actual activity from the 1st of July, 2022 through the end of August 2022.

SUMMARY

This financial report represents projections prepared from the May of 2022 updated five year forecast. It is more than likely that the projections will change due to staffing levels changing with the new school year. The annual projections for fiscal year 2022-23 were projected out on a monthly basis for July of 2022 through June of 2023 utilizing the most current information and historical collection and expenditure trends from previous fiscal years. If variances occur between the projected amounts for the month and the actual, the rationale behind those differences will be explained.

The comparison of year-to-date activity from August of 2021 to August of 2022 can be found on page 7 of the financial analysis. The timing of revenue being received and expenses being paid throughout the year can create variances throughout this report. We will attempt to explain those significant variances when they occur within the summaries.

Pike Delta York Local Schools

General Fund Analysis

August 2022

	2022-23 Estimate	August 2022 Summary	2022-23 Fiscal Y-T-D
Beginning Balance	506,770.55	847,473.08	506,770.55
Revenue	15,540,114.00	2,730,836.47	4,218,996.53
Expenditures	14,358,077.00	1,320,373.44	2,467,830.97
Ending Balance	1,688,807.55	2,257,936.11	2,257,936.11
Projected Ending Balance - August 2022		2,194,735.00	
Variance		63,201.11	
% of Variance		2.88%	

PIKE DELTA YORK LOCAL SCHOOL DISTRICT Monthly Financial Narrative

General Fund Revenue Analysis

This document evaluates our sources of revenue.

1. 2022-23 Estimates – This column represents the most current revenue projections from July 1st, 2022 through June 30th, 2023.
2. Projected Revenue for August of 2022 – This column represents the estimated revenue that the district anticipated receiving during the month August.
3. August 2022 Actual - This column represents actual cash receipts received during the month of August of 2022.
4. 2022-23 Projected – This column represents the estimated revenue from July 2022 through August 2022.
5. 2022-23 Actual – This column represents actual cash receipts received from July of 2022 through August of 2022.
6. Variance - This column represents the estimated revenue from July 2022 through August 2022 (Column 4) minus the actual receipts that we have actually received during that same time period (Column 5) to give us a variance for comparison purposes.
7. Percentage Received – Revenue actually received divided by the anticipated revenue.

SUMMARY

Revenue for the month was for the most part, was what we expected. We received the final settlement on the real estate tax collection. It was not quite as much as we had projected and was about nine (\$ 8770.75) thousand less than what we received last year. We did expect an increase in our public utility personal property tax collection. It was not what we had hoped for but it was more than what we received last year. Investment are running ahead of projections along with the state foundation and categorical funding. I'm sure we will see some adjustments in the categorical funding that may affect our funding so we will keep an eye on this area.

It is good to see our revenue stream for this year exceed our July through August receipts by over seven (7.35%) percent.

Pike Delta York Local Schools

General Fund Revenue Analysis

August 2022

<i>Revenue Source</i>	2022-23 Annual Estimate	August 2022 Projected	August 2022 Actual	2022-23 Projected	2022-23 Actual	Annual Variance	Percentage Received
Real Estate Taxes	4,811,763.00	1,360,569.00	1,397,880.51	2,010,138.00	2,005,836.51	-4,301.49	41.69%
Public Utility Pers. Prop.	809,624.00	375,265.00	365,593.27	375,265.00	365,593.27	-9,671.73	45.16%
Income Tax	1,556,075.00	0.00	0.00	266,375.00	300,547.15	34,172.15	19.31%
Investments	32,000.00	2,714.00	8,018.96	3,655.00	11,655.49	8,000.49	36.42%
Other Local Receipts	952,462.00	10,222.00	28,034.20	25,554.00	28,554.23	3,000.23	3.00%
State Foundation	6,373,093.00	531,091.00	575,324.68	1,062,182.00	1,118,358.94	56,176.94	17.55%
Homestead/Rollback	640,251.00	321,723.00	283,530.13	291,723.00	283,530.13	-8,192.87	44.28%
Other State/Fed. Receipts	339,846.00	73,836.00	72,454.72	79,158.00	104,920.81	25,762.81	30.87%
Non-Operating Receipts	25,000.00	0.00	0.00	0.00	0.00	0.00	0.00%
Totals	15,540,114.00	2,675,420.00	2,730,836.47	4,114,050.00 26.47%	4,218,996.53	104,946.53 0.68%	27.15%

PIKE DELTA YORK LOCAL SCHOOL DISTRICT Monthly Financial Narrative

General Fund Budget Analysis

This document evaluates our expenditure levels.

1. 2022-23 Projected Expenditures - Projected expenditure levels for the 2022-23 fiscal year.
2. August 2022 Projected Expenditures - Expenditures projected for the month of August of 2022.
3. August 2022 Actual Expenditures - Actual expenditures incurred during the month of August of 2022.
4. 2022-23 Projected Expenditures - This column represents projected expenditures from the 1st of July, 2022 through the end of August 2022.
5. 2022-23 Expenditures - Actual expenditures from July 1st, 2022 through the end of August of 2022.
6. Variance - This column represents the estimated expenditures from July 1st, 2022 through the end of August, 2022 (Column 4) minus the actual expenditures that have actually been incurred during that same period (Column 5) to give us a variance for comparison purposes.
7. % Expended - This figure represents the percentage of funds committed for that specific expenditure area for the year.

SUMMARY

We are in the process of revising all of the staffing costs in terms of our salary and benefit projections. We've had significant staffing changes over the past several months that warrant the revisions in our personnel projections. We may be also adjusting the projections for some of the other areas of the budget as well.

In our year-to-date comparison our expenses are down by almost nine (8.52%) percent from July through August of 2021. There are a number of reasons for that variance. As I mentioned last month, salaries and wages are the major player in that variance. We had three payrolls in the month of July last year. In January of 2022, we converted to a bi-monthly payroll as opposed to the bi-weekly system. Fringes are a little higher due to the rate increase on our insurance plans in January. We spent \$ 229,813.89 less so far this year than what we did through the end of August in 2021. As a result, our cash balance is up over nine (9.32%) percent or \$ 192,578.93.

Pike Delta York Local Schools

General Fund Budget Analysis

August 2022

<i>Expenditure Area</i>	2022-23 Appropriations	August 2022 Projected	August 2022 Expenditures	2022-23 Projected	2022-23 Actual	Annual Variance	% Expended
Salaries & Wages	8,172,753.00	650,355.00	625,360.84	1,246,003.00	1,311,962.75	65,959.75	16.05%
Fringe Benefits	3,708,452.00	300,055.00	287,496.34	581,519.00	571,343.89	-10,175.11	15.41%
Total	11,881,205.00	950,410.00	912,857.18	1,827,522.00	1,883,306.64	55,784.64	15.85%
Purchased Services	1,846,475.00	225,463.00	278,111.17	438,558.00	408,812.23	-29,745.77	22.14%
Supplies & Materials	431,869.00	27,199.00	62,540.51	93,751.00	102,318.54	8,567.54	23.69%
Capital Outlay	10,000.00	296.00	0.00	296.00	1,051.70	755.70	0.00%
Other Objects	163,528.00	56,399.00	66,864.58	65,958.00	72,341.86	6,383.86	44.24%
Non-Operational	25,000.00	0.00	0.00	0.00	0.00	0.00	0.00%
Totals	2,476,872.00	309,357.00	407,516.26	598,563.00	584,524.33	-14,038.67	23.60%
Grand Total	14,358,077.00	1,259,767.00	1,320,373.44	2,426,085.00 16.90%	2,467,830.97	41,745.97 0.29%	17.19%

Pike Delta York Local Schools

General Fund Year To Date Analysis

August 2022

	August 2021 Actual	August 2022 Actual	Annual Variance	Percentage of Variance
<i>Beginning Cash Balance</i>	832,916.75	506,770.55	-326,146.20	-39.16%
<i>Revenue Sources</i>				
Real Estate Taxes	2,014,607.26	2,005,836.51	-8,770.75	-0.44%
Public Utility Personal	349,582.39	365,593.27	16,010.88	4.58%
Income Tax	0.00	300,547.15	300,547.15	100.00%
Investments	3,186.63	11,655.49	8,468.86	265.76%
Other Local Receipts	124,678.00	28,554.23	-96,123.77	-77.10%
State Foundation	1,086,506.68	1,118,358.94	31,852.26	2.93%
Homestead/Rollback	280,567.31	283,530.13	2,962.82	1.06%
Other State Receipts	58,711.92	104,920.81	46,208.89	78.70%
Non-Operating Receipts	12,245.10	0.00	-12,245.10	0.00%
Total Revenue	3,930,085.29	4,218,996.53	288,911.24	7.35%
<i>Expenditure Area</i>				
Salaries & Wages	1,519,427.62	1,311,962.75	-207,464.87	-13.65%
Fringe Benefits	563,092.08	571,343.89	8,251.81	1.47%
Purchased Services	454,762.47	408,812.23	-45,950.24	-10.10%
Supplies & Materials	93,724.88	102,318.54	8,593.66	9.17%
Capital Outlay	53.80	1,051.70	997.90	1854.83%
Other Objects	66,584.01	72,341.86	5,757.85	8.65%
Non-Operational Expenses	0.00	0.00	0.00	0.00%
Total Expenditures	2,697,644.86	2,467,830.97	-229,813.89	-8.52%
<i>Ending Cash Balance</i>	2,065,357.18	2,257,936.11	192,578.93	9.32%

Pike-Delta-York Local School District

Cash Reconciliation

August 2022

	<u>Sub-Totals</u>	<u>Totals</u>
Gross Depository Balances:		
F&M Warrant	60,425.00	
PayForIt	3,617.58	
Total Depository Balances (Gross)		64,042.58
Adjustments to Bank Balance:		
Cash in Transit to Bank	-	
Payment-In-Transit	-	
Outstanding Checks	(280,852.60)	
Total Adjustments		-280,852.60
Other Investments:		
F&M - Money Market (Commercial Sweep)	17,050.96	
Star Ohio - General Fund	4,091,157.21	
RedTree Investments	1,560,386.58	
Total Investments		5,668,594.75
Petty Cash & Change Funds:		
Athletic Checking	12,196.50	
Athletic Gate Cash	4,200.00	
Cafeteria Change Funds	120.00	
H.S. Office Petty Cash	50.00	
Coffee Shop Change Fund	-	
Board Office Petty Cash	75.00	
H.S. Cafeteria Coffee Shop Change Fund		
Total Petty Cash		16,641.50
BANK BALANCE		\$ 5,468,426.23
CURRENT CASH BALANCE		\$ 5,468,426.23
Payroll Clearing Account	\$ 64,581.21	

Date: 09/01/2022
Time: 16:59

PIKE-DELTA-YORK LOCAL SCHOOLS
Cash Reconciliation as of 08/31/2022

Page: 1

Gross Depository Balances:

F & M Warrant \$60,425.00
Pay-For-It \$3,617.58

Total Depository Balances (Gross) \$64,042.58

Adjustments to Bank Balance:

Cash in Transit to Bank \$0.00
Outstanding Checks (\$280,852.60)
Adjustments:

Total Adjustments to Bank Balance (\$280,852.60)

Investments:

Treasury Bonds and Notes \$0.00
Certificate of Deposits \$0.00
Other Securities \$0.00

Other Investments:

F & M Money Market (Commercial Sweep) \$17,050.96
Star Ohio \$4,091,157.21
RedTree Investments \$1,560,386.58

Total Investments \$5,668,594.75

Cash on Hand:

Petty Cash:

Athletic Checking \$12,196.50
Athletic Gate Cash \$4,200.00
Cafeteria Change funds \$120.00
H.S. Office Petty Cash \$50.00
Board Office Petty Cash \$75.00

Change Cash:

Cash with Fiscal Agent \$0.00

Total Cash on Hand \$16,641.50


Total Balances \$5,468,426.23

Total Fund Balance \$5,468,426.23

Depository Clearance Accounts:

Payroll Clearing Account \$64,581.21

Total Clearance Account Balances \$64,581.21


Treasurer

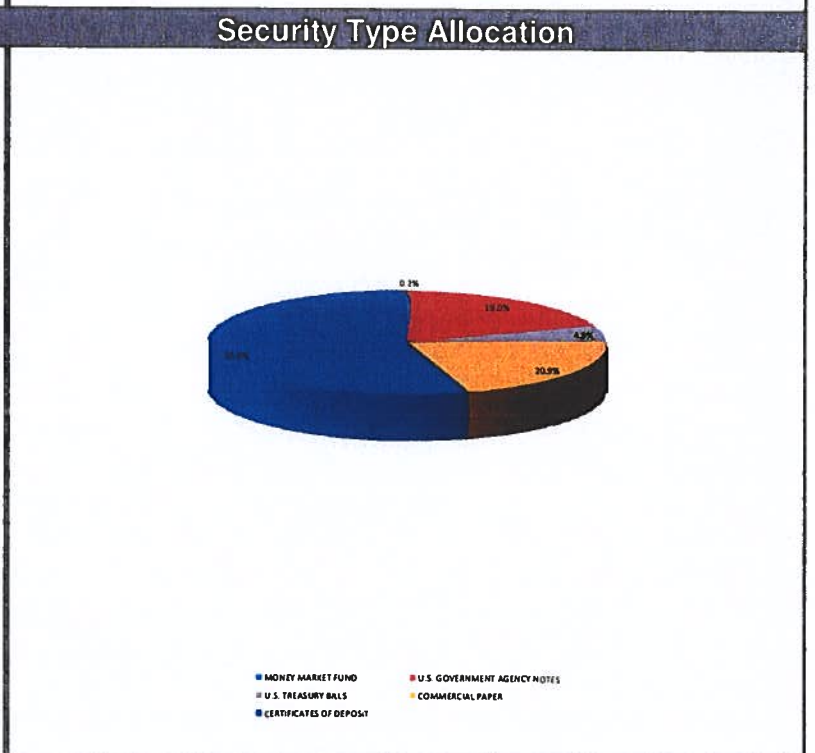
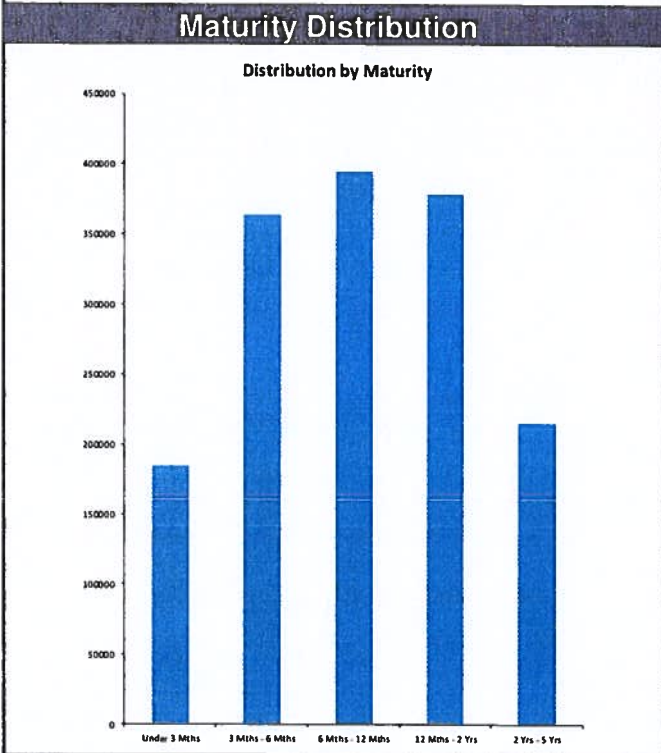
PIKE-DELTA-YORK LOCAL SCHOOL DISTRICT INVESTMENT LISTING

August 2022

Institution	Account Type	Account Number	Receives Interest	MTD Interest	Interest Rate	Month End Balance
STAR Ohio	GF	11278	Monthly	\$ 6,975.43	2.28%	\$ 4,091,157.21
F&M State Bank	Sweep	00-46762	Monthly	\$ 145.29		\$ 17,050.96
F&M State Bank	Warrant	00-46763	N/A			\$ 60,425.00
F&M State Bank	PayFortl	21-62209	N/A			\$ 3,617.58
REDTREE	Various	X90527	Monthly	\$ 896.57	2.28%	\$ 925,198.08
REDTREE - Scholarships	Various	X90527	Monthly	\$ 615.53	2.28%	\$ 635,188.50
TOTAL INVESTMENTS				\$ 8,632.82		\$ 5,732,637.33

Monthly Investment Summary
Pike-Delta-York Local Schools
US Bank Custodian Acct Ending x90527
 August 31, 2022

Monthly Cash Flow Activity		Market Value Summary				
From 07-31-22 through 08-31-22						
Beginning Book Value	1,558,874.48	Security Type	Market Value	Pct. Assets	Avg Yield at Cost	Wght Avg Mat
Contributions	0.00	Money Market Fund				
Withdrawals	0.00	MONEY MARKET FUND	3,710.42	0.2	2.10	0.00
Prior Month Management Fees	-128.38	Fixed Income				
Realized Gains/Losses	0.00	U.S. GOVERNMENT AGENCY NOTES	291,893.82	19.0	0.49	2.37
Gross Interest Earnings	1,640.48	U.S. TREASURY BILLS	74,876.02	4.9	1.01	0.08
Ending Book Value	1,560,386.58	Accrued Interest	273.49	0.0		
		Commercial Paper				
		COMMERCIAL PAPER	320,790.08	20.9	3.19	0.38
		Certificate of Deposit				
		CERTIFICATES OF DEPOSIT	844,325.19	54.9	2.66	0.86
		Accrued Interest	2,614.82	0.2		
		TOTAL PORTFOLIO	1,538,483.85	100.0	2.28	1.01



Disclosures:

RedTree's internal accounting system is used as the source of the market value of this account. Although obtained from a source believed to be reliable, we cannot guarantee its accuracy. You should review all account statements provided by the custodian and compare with the statements provided by RedTree.

Questions? Call 888.596.2293 or email info@redtreeinv.com



Portfolio Holdings Report
Pike-Delta-York Local Schools
US Bank Custodian Acct Ending x90527
 August 31, 2022

Quantity	Cusip	Security Description	Moody's	S&P	Cost Basis	Market Value	Yield at Cost	Wtd Maturity	Purchase Date
U.S. GOVERNMENT AGENCY NOTES									
80,000	3133EMUF7	Federal Farm Credit Bank 0.220% Due 09-22-23	Aaa	AA+	79,935.84	77,165.68	0.25	1.04	03-22-21
100,000	3133EMER9	Federal Farm Credit Bank 0.470% Due 01-27-25	Aaa	AA+	99,885.00	92,640.35	0.50	2.35	10-29-20
35,000	3136G43L5	Federal Natl Mtg Assoc 0.550% Due 09-30-25	Aaa	AA+	35,000.00	31,782.42	0.55	3.00	09-30-20
50,000	3134GXHD9	Federal Home Ln Mtg 0.700% Due 12-23-25	Aaa	AA+	50,000.00	45,337.20	0.70	3.22	12-23-20
50,000	3130AKZ25	Federal Home Ln Bank 0.650% Due 02-26-26	Aaa	AA+	50,000.00	44,968.17	0.65	3.39	02-26-21
	Accrued Interest					273.49			
					314,820.84	292,167.31	0.49	2.37	
U.S. TREASURY BILLS									
75,000	912796U64	US Treasury Bill 0.000% Due 09-29-22	P-1	A-1+	74,620.83	74,876.02	1.01	0.08	03-31-22
CERTIFICATES OF DEPOSIT									
150,000	17312QX79	Citibank NA, SD 3.400% Due 12-21-22			149,775.00	150,367.20	3.44	0.30	12-21-18
150,000	20033AS23	Comenity Capital Bank, UT 2.850% Due 03-15-23			149,737.50	149,977.35	2.91	0.53	03-18-19
90,000	949763YY6	Wells Fargo Bank, SD 2.750% Due 04-10-23			89,973.00	89,911.71	2.77	0.60	04-23-19
158,000	58404DHN4	Medallion Bank, UT 0.350% Due 07-20-23			158,000.00	154,231.23	0.35	0.87	07-21-20
150,000	38148P3A3	Goldman Sachs Bank USA, NY 3.550% Due 12-12-23			149,700.00	150,614.70	3.59	1.24	12-12-18
150,000	949763YW0	Wells Fargo Bank, SD 2.950% Due 03-27-24			149,700.00	149,223.00	3.01	1.51	03-27-19
	Accrued Interest					2,614.82			
					846,885.50	846,940.01	2.66	0.86	
COMMERCIAL PAPER									
110,000	53943SLW5	Lloyds Bank 0.000% Due 11-30-22	P-1	A-1	109,168.61	109,164.11	3.01	0.25	08-31-22
100,000	60689GNW2	Mizuho Securities 0.000% Due 01-30-23	P-1	A-1	98,595.38	98,534.40	3.35	0.42	08-30-22
115,000	46640QPG0	JP Morgan 0.000% Due 02-16-23	P-1	A-1	112,585.00	113,091.57	3.22	0.46	06-21-22
					320,348.99	320,790.08	3.19	0.38	
MONEY MARKET FUND									
	USBMMF	First American Treasury Obligations Fund			3,710.42	3,710.42	2.10		
TOTAL PORTFOLIO					1,560,386.58	1,538,483.85	2.28	1.01	

Disclosures:

RedTree's internal accounting system is used as the source of the market value of this account. Although obtained from a source believed to be reliable, we cannot guarantee its accuracy. You should review all account statements provided by the custodian and compare with the statements provided by RedTree.

Questions? Call 888.596.2293 or email info@redtreeinv.com



P.O. Box 7177
Dublin, OH 43017

Account Statement
August 01, 2022 - August 31, 2022

ACCOUNT NUMBER

11278

REGISTRATION

PIKE DELTA YORK LCL SCHL DIST
ATTN CFO/TREASURER
504 FERNWOOD ST
DELTA, OH 43515

0001929-0002030 PDFE 001 ----- 449270



PIKE DELTA YORK LCL SCHL DIST
ATTN CFO/TREASURER
504 FERNWOOD ST
DELTA, OH 43515

Client Services



Call: 800-648-STAR (7827)



Visit our website: www.tos.ohio.gov/star-ohio



Funds Management
STAR Ohio
Columbus, OH 43260

Shareholder Message Center

STAR Ohio will be closed on Monday, September 5, 2022 in observance of Labor Day and Monday, October 10, 2022 in observance of Columbus Day.

Is the information on your STAR Ohio account up to date? If any updates need to be made to your account, or to verify information currently on file, please contact STAR Ohio Client Services for assistance.

As a reminder, a 24 hr. advance transaction notification of both purchases and redemptions over \$100 million is highly recommended. Advanced notification allows the STAR Ohio fund to invest timely to achieve the best yield possible.

For questions or assistance, please contact STAR Ohio Client Services from 8:30am to 5:00pm Monday through Friday at 1-800-648-STAR (7827) or by emailing info@starohio.com

ACCOUNT SUMMARY

Funds	Total Shares	Share Price	Share Value
STAR Ohio	4,091,157.210	\$1.0000	\$4,091,157.21

DISTRIBUTION SUMMARY

Funds	YTD Earnings	Reinvestment Option
	Income	Income
STAR Ohio	\$14,956.53	Reinvest

TRANSACTIONS

STAR Ohio Account Number: 11278

30 Day Yield = 2.28%

Date	Transaction Type	To/From Account Number	Shares	Share Price	Gross Amount	Share Value
08/01/2022	Redemption		(335,000.000)	\$1.00	(\$335,000.00)	1,796,989.06
08/04/2022	Purchase		2,047,368.660	\$1.00	\$2,047,368.66	3,844,357.72
08/12/2022	Purchase		211,888.840	\$1.00	\$211,888.84	4,056,246.56
08/15/2022	Redemption		(360,000.000)	\$1.00	(\$360,000.00)	3,696,246.56
08/16/2022	Purchase		8,868.860	\$1.00	\$8,868.86	3,705,115.42
08/19/2022	Redemption		(250,000.000)	\$1.00	(\$250,000.00)	3,455,115.42
08/26/2022	Purchase		343,795.540	\$1.00	\$343,795.54	3,798,910.96
08/26/2022	Purchase		245,290.810	\$1.00	\$245,290.81	4,044,201.77
08/31/2022	Purchase		39,980.010	\$1.00	\$39,980.01	4,084,181.78
08/31/2022	Income Dividend Reinvestment		6,975.430	\$1.00	\$6,975.43	4,091,157.21
	Closing Balance		4,091,157.210	\$1.00		\$4,091,157.21

PIKE-DELTA-YORK LOCAL SCHOOLS
Cash Summary Report

Full Account Code	Description	Initial Cash	MTD Received	FYTD Received	MTD Expended	FYTD Expended	Fund Balance	Encumbrance	Unencumbered Balance
001-0000	GENERAL FUND	\$ 458,372.15	\$ 2,704,504.47	\$ 4,192,664.53	\$ 1,320,373.44	\$ 2,466,112.07	\$ 2,184,924.61	\$ 262,366.46	\$ 1,922,558.15
001-9000	GENERAL FUND - TECHNOLOGY	48,398.40	26,332.00	26,332.00	0.00	1,718.90	73,011.50	7,281.10	65,730.40
002-9799	BOND RETIREMENT - 2015	1,665,558.36	255,262.77	341,350.77	6,881.81	6,881.81	2,000,027.32	0.00	2,000,027.32
003-0000	PERMANENT IMPROVEMENT FUND	237,502.96	131,768.51	174,812.51	11,288.95	11,288.95	401,026.52	123,758.10	277,268.42
006-0000	FOOD SERVICE FUND	176,215.40	15,469.36	15,447.66	22,083.28	43,736.77	147,926.29	0.00	147,926.29
006-9022	FOOD SERVICE FUND - P-EBT	614.00	0.00	0.00	0.00	0.00	614.00	0.00	614.00
007-9001	BEN ATHERTON MEMORIAL SCHOLARSHIP	0.23	0.00	0.00	0.00	0.00	0.23	0.00	0.23
007-9002	NATE PARSONS MEMORIAL SCHOLARSHIP	3,664.43	1,047.57	1,050.21	0.00	500.00	4,214.64	0.00	4,214.64
007-9100	CLYDE J KINNEY MEMORIAL SCHOLARSHIP	28,477.59	27.77	48.28	200.00	200.00	28,325.87	0.00	28,325.87
007-9290	COACH CORY'S BACKPACK BUDDIES	8,642.01	110.00	110.00	0.00	0.00	8,752.01	3,000.00	5,752.01
007-9300	TOMMY CHILDRESS JR. MEMORIAL SCHOLARSHIP	18,444.54	16.03	27.87	0.00	0.00	18,472.41	0.00	18,472.41
007-9400	PDYLS D BOARD OF EDUCATION SCHOLARSHIP	600.00	0.00	0.00	0.00	500.00	100.00	0.00	100.00
007-9500	PDY FACULTY & STAFF MEMORIAL SCHOLARSHIP	37,317.90	36.39	63.27	0.00	500.00	36,881.17	0.00	36,881.17
007-9800	CLASS OF 1956 MEMORIAL SCHOLARSHIP	1,030.50	1.00	1,001.74	1,000.00	1,000.00	1,032.24	0.00	1,032.24
007-9900	RICHARD SELL MEMORIAL SCHOLARSHIP	542,695.96	529.17	920.03	0.00	2,500.00	541,115.99	0.00	541,115.99
007-9990	SPROW BUCKS - TEACHER GRANT AWARD	3,341.12	0.00	0.00	0.00	0.00	3,341.12	0.00	3,341.12
007-9991	KICKSTARTER SCHOLARSHIP	1,337.25	1.11	1.93	500.00	1,000.00	339.18	0.00	339.18
007-9992	SHARON K. BRUCE SCHOLARSHIP	752.62	0.49	0.85	0.00	0.00	753.47	0.00	753.47
009-9100	U.S.S.F. - DELTA ELEMENTARY	88.00	25.00	50.00	10,407.65	10,407.65	(10,269.65)	6,811.68	(17,081.33)
009-9200	U.S.S.F. - DELTA M.S.	387.00	907.15	1,004.15	1,204.00	1,204.00	187.15	8,313.30	(8,126.15)
009-9300	U.S.S.F. - DELTA H.S.	7,723.01	1,092.89	1,092.89	3,056.68	3,156.68	5,659.22	12,208.28	(6,549.06)
018-9002	DELTA ELEMENTARY	21,819.77	1,947.87	1,947.87	1,438.28	1,638.28	22,129.36	3,004.65	19,124.71
018-9005	DELTA MIDDLE SCHOOL	8,178.44	266.87	266.87	1,326.14	1,438.11	7,007.20	1,904.00	5,103.20
018-9006	DELTA HIGH SCHOOL	9,852.40	4,300.00	4,300.00	0.00	0.00	14,152.40	373.92	13,778.48
019-9171	WELLNESS GRANT	0.07	0.00	0.00	0.00	0.00	0.07	0.00	0.07
019-9173	J. PATTERSON LIBRARY GRANT	0.00	0.00	0.00	0.00	0.00	0.00	0.00	0.00
019-9175	FOUNDATION GRANTS	0.00	0.00	0.00	0.00	0.00	0.00	0.00	0.00
019-9176	M.S. AFTER-SCHOOL PROGRAM	3,134.38	0.00	0.00	0.00	0.00	3,134.38	0.00	3,134.38
019-9177	PREVENTION EDUCATION GRANT	16,272.00	0.00	0.00	0.00	0.00	16,272.00	0.00	16,272.00
034-9009	PERMANENT IMPROVEMENT - O.S.F.C. PROJECT	115,159.50	28,794.71	37,873.71	26,780.20	27,182.70	125,850.51	1,216.00	124,634.51
200-0000	STUDENT MANAGED ACTIVITY	0.00	0.00	0.00	0.00	0.00	0.00	0.00	0.00

PIKE-DELTA-YORK LOCAL SCHOOLS
Cash Summary Report

Full Account Code	Description	Initial Cash	MTD Received	FYTD Received	MTD Expended	FYTD Expended	Fund Balance	Encumbrance	Unencumbered Balance
200-9021	CLASS OF 2021	\$ 546.69	\$ 0.00	\$ 0.00	\$ 0.00	\$ 0.00	\$ 546.69	\$ 0.00	\$ 546.69
200-9022	CLASS OF 2022	2,240.10	0.00	0.00	0.00	1,392.50	847.60	0.00	847.60
200-9023	CLASS OF 2023	10,551.92	0.00	0.00	0.00	0.00	10,551.92	0.00	10,551.92
200-9024	CLASS OF 2024	17,805.61	0.00	0.00	0.00	0.00	17,805.61	0.00	17,805.61
200-9025	CLASS OF 2025	6,367.60	0.00	0.00	0.00	0.00	6,367.60	0.00	6,367.60
200-9026	CLASS OF 2026	4,965.88	0.00	0.00	0.00	691.90	4,273.98	0.00	4,273.98
200-9027	CLASS OF 2027	11,978.82	0.00	0.00	0.00	343.75	11,635.07	0.00	11,635.07
200-9028	CLASS OF 2028	949.08	10.00	10.00	0.00	0.00	959.08	0.00	959.08
200-9029	CLASS OF 2029	3,575.63	0.00	0.00	0.00	0.00	3,575.63	0.00	3,575.63
200-9030	CLASS OF 2030	1,690.00	0.00	0.00	0.00	0.00	1,690.00	0.00	1,690.00
200-9031	CLASS OF 2031	0.00	0.00	0.00	0.00	0.00	0.00	0.00	0.00
200-9032	CLASS OF 2032	0.00	0.00	0.00	0.00	0.00	0.00	0.00	0.00
200-9050	M.S. - DRAMA CLUB	0.00	0.00	0.00	0.00	0.00	0.00	0.00	0.00
200-9100	H.S. - DRAMA CLUB	6,425.71	(6,354.21)	(6,354.21)	0.00	0.00	71.50	0.00	71.50
200-9150	M.S. - SCIENCE CLUB	598.80	0.00	0.00	0.00	0.00	598.80	164.97	433.83
200-9280	H.S. - SPANISH CLUB	2,066.45	0.00	0.00	0.00	0.00	2,066.45	0.00	2,066.45
200-9320	H.S. - FCCLA	5,821.05	0.00	0.00	0.00	0.00	5,821.05	1,485.00	4,336.05
200-9330	H.S. - FFA	10,598.44	182.00	1,960.00	1,340.91	8,130.75	4,427.69	1,962.68	2,465.01
200-9550	M.S. - CHEERLEADERS	1,704.44	0.00	0.00	0.00	0.00	1,704.44	0.00	1,704.44
200-9553	H.S. - CHEERLEADERS	5,211.01	1,570.00	1,570.00	0.00	0.00	6,781.01	1,690.35	5,090.66
200-9610	H.S. - STUDENT COUNCIL	2,823.80	0.00	0.00	0.00	0.00	2,823.80	0.00	2,823.80
200-9611	M.S. - STUDENT COUNCIL	752.18	0.00	0.00	0.00	0.00	752.18	0.00	752.18
200-9650	H.S. - SADD	610.20	0.00	0.00	0.00	0.00	610.20	0.00	610.20
200-9651	M.S. - SADD	387.32	0.00	0.00	0.00	0.00	387.32	0.00	387.32
200-9689	H.S. - DEL HI	6,207.64	0.00	0.00	0.00	0.00	6,207.64	0.00	6,207.64
200-9690	H.S. - GREEN & WHITE	884.66	0.00	0.00	0.00	0.00	884.66	0.00	884.66
200-9691	M.S. - YEARBOOK	11,515.82	651.00	651.00	0.00	0.00	12,166.82	0.00	12,166.82
200-9710	H.S. - NATIONAL HONOR SOCIETY	415.63	0.00	0.00	0.00	0.00	415.63	0.00	415.63
200-9711	M.S. - NATIONAL HONOR SOCIETY	7,352.42	0.00	0.00	0.00	0.00	7,352.42	776.96	6,575.46
300-9200	M.S. - ODYSSEY OF THE MIND	30,725.98	600.00	600.00	0.00	0.00	31,325.98	5,218.77	26,107.21
300-9350	H.S. - ART CLUB	1,854.13	0.00	0.00	0.00	0.00	1,854.13	265.00	1,589.13
300-9440	H.S. - BAND	3,117.53	0.00	0.00	0.00	0.00	3,117.53	0.00	3,117.53
300-9470	H.S. - DELAIRE'S	4,514.58	0.00	0.00	0.00	0.00	4,514.58	0.00	4,514.58
300-9490	H.S. - MUSICAL	2,052.84	6,685.85	6,685.85	0.00	0.00	8,738.69	0.00	8,738.69
300-9500	ATHLETIC FUND	25,261.37	19,314.73	19,314.73	2,266.56	12,022.81	32,553.29	11,769.49	20,783.80
300-9501	ATHLETIC'S - BASEBALL	13,449.83	1,100.00	1,100.00	0.00	0.00	14,549.83	0.00	14,549.83
300-9502	ATHLETIC'S - BOY'S BASKETBALL	9,141.83	1,000.00	1,000.00	0.00	490.00	9,651.83	0.00	9,651.83
300-9503	ATHLETIC'S - GIRL'S SOCCER	1,467.85	1,310.07	10,640.07	4,204.41	5,404.41	6,703.51	2,096.75	4,606.76
300-9504	ATHLETIC'S - FOOTBALL	12,769.41	2,340.00	2,340.00	900.00	900.00	14,209.41	7,072.96	7,136.45

PIKE-DELTA-YORK LOCAL SCHOOLS

Cash Summary Report

Full Account Code	Description	Initial Cash	MTD Received	FYTD Received	MTD Expended	FYTD Expended	Fund Balance	Encumbrance	Unencumbered Balance
300-9505	ATHLETIC'S - BOY'S CROSS COUNTRY	\$ 1,641.08	\$ 0.00	\$ 0.00	\$ 0.00	\$ 0.00	\$ 1,641.08	\$ 0.00	\$ 1,641.08
300-9506	ATHLETIC'S - GOLF	2,778.15	100.00	6,386.00	3,168.05	3,168.05	5,996.10	3,415.35	2,580.75
300-9507	ATHLETIC'S - TRACK	1,426.49	0.00	0.00	467.75	467.75	958.74	71.02	887.72
300-9508	ELEMENTARY - SQUARE ONE ART	2,000.24	0.00	0.00	0.00	0.00	2,000.24	724.96	1,275.28
300-9509	ATHLETIC'S - GIRL'S BASKETBALL	1,686.91	0.00	0.00	0.00	0.00	1,686.91	0.00	1,686.91
300-9510	ATHLETIC'S - SOFTBALL	6,844.96	283.72	283.72	0.00	2,538.82	4,589.86	0.00	4,589.86
300-9513	ATHLETIC'S - BOY'S SOCCER	892.68	547.35	547.35	0.00	0.00	1,440.03	0.00	1,440.03
300-9514	ATHLETIC'S - VOLLEYBALL	7,634.42	760.00	760.00	0.00	0.00	8,394.42	1,925.00	6,469.42
300-9516	ATHLETIC'S - BOWLING	4,397.33	0.00	0.00	0.00	0.00	4,397.33	0.00	4,397.33
467-9021	STUDENT WELLNESS & SUCCESS 2020-21	0.00	0.00	0.00	0.00	0.00	0.00	0.00	0.00
499-9021	SCHOOL SAFETY 2020-21	6,100.80	0.00	0.00	0.00	0.00	6,100.80	0.00	6,100.80
499-9022	SCHOOL SAFETY 2021-22	0.00	0.00	0.00	0.00	0.00	0.00	0.00	0.00
499-9222	BUS PURCHASE ASSISTANCE	0.00	0.00	0.00	105,630.00	105,630.00	(105,630.00)	116,515.00	(222,145.00)
507-9020	E.S.S.E.R. I	10,265.32	0.00	0.00	0.00	248.49	10,016.83	2,035.00	7,981.83
507-9021	E.S.S.E.R. II	(83,622.83)	0.00	83,622.83	0.00	5,400.00	(5,400.00)	2,380.00	(7,780.00)
507-9022	E.S.S.E.R. III	(80,988.99)	0.00	81,013.99	123,416.26	301,387.62	(301,362.62)	40,764.11	(342,126.73)
507-9122	ARP HOMELESS 2021-22	0.00	0.00	0.00	0.00	0.00	0.00	0.00	0.00
509-9021	21st CENTURY 2020-21	0.00	0.00	0.00	0.00	0.00	0.00	0.00	0.00
509-9022	21st CENTURY 2021-22	(6,390.81)	0.00	6,390.81	4,089.19	4,089.19	(4,089.19)	32,082.13	(36,171.32)
516-9022	IDEA-B 2021-22	(68,426.36)	0.00	68,426.36	0.00	0.00	0.00	2,732.60	(2,732.60)
516-9023	IDEA-B 2022-23	0.00	0.00	0.00	0.00	0.00	0.00	0.00	0.00
551-9022	L.E.P. 2021-22	0.00	0.00	0.00	0.00	0.00	0.00	0.00	0.00
551-9023	L.E.P. 2022-23	0.00	0.00	0.00	0.00	0.00	0.00	0.00	0.00
572-9022	TITLE I 2021-22	(659.37)	0.00	659.37	17,858.54	35,619.08	(35,619.08)	0.00	(35,619.08)
572-9023	TITLE I 2022-23	0.00	0.00	0.00	0.00	0.00	0.00	0.00	0.00
572-9122	TITLE I 2021-22 EOEC	(220.00)	0.00	220.00	220.00	220.00	(220.00)	0.00	(220.00)
572-9123	TITLE I 2022-23 EOEC	0.00	0.00	0.00	0.00	0.00	0.00	0.00	0.00
584-9022	TITLE IV-A 2021-22	0.00	0.00	0.00	0.00	0.00	0.00	0.00	0.00
584-9023	TITLE IV-A 2022-23	0.00	0.00	0.00	0.00	0.00	0.00	0.00	0.00
587-9022	E.C.S.E. PRESCHOOL 2021-22	0.00	0.00	0.00	0.00	0.00	0.00	0.00	0.00
587-9023	IDEA-B - E.C.S.E. 2022-23	0.00	0.00	0.00	0.00	0.00	0.00	0.00	0.00
590-9022	TITLE II-A 2021-22	(33,873.22)	0.00	33,873.22	0.00	0.00	0.00	0.00	0.00
590-9023	TITLE II-A 2022-23	0.00	0.00	0.00	0.00	0.00	0.00	0.00	0.00
Grand Total		\$ 3,415,469.04	\$ 3,202,541.64	\$ 5,122,068.23	\$ 1,670,102.10	\$ 3,069,111.04	\$ 5,468,426.23	\$ 665,385.59	\$ 4,803,040.64

Start Date: 08/01/2022

End Date: 08/31/2022

PIKE-DELTA-YORK LOCAL SCHOOLS
Disbursement Summary Report

Check Number	Date	Name	Amount
0	8/31/2022	ANDREA JOHNSON	\$ 86.77
29303	8/10/2022	CHARLIE LEBOEUF	173,094.94
29304	8/10/2022	CHARLIE LEBOEUF	16,751.77
29305	8/10/2022	American United Life Ins. Co.	451.41
29306	8/10/2022	PIKE-DELTA-YORK LOCAL SCHOOLS	324,849.28
29307	8/10/2022	TREASURER	4,956.57
29308	8/10/2022	SERS	1,985.89
29309	8/10/2022	STRS	3,281.94
29310	8/10/2022	PIKE-DELTA-YORK LOCAL SCHOOLS	324,841.68
29311	8/10/2022	TREASURER	6,974.25
29312	8/10/2022	SERS	23,855.41
29313	8/10/2022	STRS	71,472.06
29314	8/15/2022	TREASURER	25.20
29315	8/29/2022	APPLE INC.	18,062.50
29316	8/31/2022	TREASURER	20.52
66849	8/9/2022	POSTMASTER	563.38
66850	8/10/2022	APPLE COMPUTER, INC.	1,996.00
66851	8/10/2022	EASY GRAPHICS, CORP	2,647.00
66852	8/10/2022	OHIO GAS COMPANY	46.27
66853	8/10/2022	RUBBERCYCLE	2,247.00
66854	8/10/2022	SPECTRUM ENTERPRISE	291.84
66855	8/10/2022	STAPLES	175.90
66856	8/10/2022	TOLEDO EDISON	32,776.39
66857	8/10/2022	VILLAGE OF DELTA	1,757.04
66858	8/12/2022	TREASURER	4,200.00
66859	8/12/2022	UNIVERSITY OF TOLEDO	250.00
66860	8/15/2022	TREASURER	170.00
66861	8/15/2022	VISA/F & M STATE BANK	13,773.59
66862	8/17/2022	APPLE Inc.	1,759.00
66863	8/17/2022	APPLE INC.	77,719.50
66864	8/17/2022	CARDINAL BUS SALES &	105,630.00
66865	8/17/2022	OWENS COMMUNITY COLLEGE	1,000.00
66866	8/17/2022	U.S. BANK EQUIPMENT FINANCE	1,633.03
66867	8/17/2022	OHIO GAS COMPANY	3,437.74
66868	8/17/2022	OWENS COMMUNITY COLLEGE	200.00
66869	8/19/2022	LONGS CLEANERS	774.25
66870	8/19/2022	NICHOLS	2,480.08
66871	8/21/2022	FULTON COUNTY AGRICULTURAL HALL OF FAME	34.00
66872	8/23/2022	A. R. S. REFUSE SERVICE	1,630.81
66873	8/23/2022	ACE HARDWARE	417.73
66874	8/23/2022	AFFINITY MERCHANT SOLUTIONS	1,186.00
66875	8/23/2022	AMPLIFY EDUCATION, INC.	5,215.00
66876	8/23/2022	AUS CENTRAL LOCKBOX	493.36
66877	8/23/2022	BAKER'S GAS & WELDING	35.90
66878	8/23/2022	BENJAMIN WAGNER	200.00
66879	8/23/2022	BrainPOP LLC	230.00
66880	8/23/2022	BSN SPORTS LLC	1,728.05
66881	8/23/2022	CARDINAL BUS SALES &	279.90
66882	8/23/2022	DREAMBOX LEARNING, INC	13,900.00
66883	8/23/2022	EASTERN MICHIGAN UNIVERSITY	500.00
66884	8/23/2022	ELMWOOD ATHLETICS	135.00
66885	8/23/2022	ENNIS BRITTON CO., LPA	112.00
66886	8/23/2022	ESGI, LLC	2,240.00
66887	8/23/2022	FAYETTE LOCAL SCHOOL	200.00

Start Date: 08/01/2022

End Date: 08/31/2022

PIKE-DELTA-YORK LOCAL SCHOOLS
Disbursement Summary Report

Check Number	Date	Name	Amount
66888	8/23/2022	InstaCopy Printing	\$ 10,044.00
66889	8/23/2022	FISHER EDUCATION EMD	430.23
66890	8/23/2022	GAME ONE	560.91
66891	8/23/2022	GRAINGER	528.28
66892	8/23/2022	HANKS SALES & SERVICE, INC.	600.00
66893	8/23/2022	HARCOURT OUTLINES, INC.	1,326.14
66894	8/23/2022	AGILE SPORTS TECHNOLOGIES	900.00
66895	8/23/2022	HYLANT ADMINISTRATIVE SERVICES	79,586.00
66896	8/23/2022	INTRADO INTERACTIVE SERVICES	2,383.92
66897	8/23/2022	JAMF SOFTWARE, LLC	2,237.50
66898	8/23/2022	JESSIE SCHULZE	1,753.92
66899	8/23/2022	JJM ASSOCIATES, INC.	171.45
66900	8/23/2022	JOHNSON CONTROLS SECURITY	259.81
66901	8/23/2022	JON MIGNIN	706.95
66902	8/23/2022	KELLER TREE SERVICE	900.00
66903	8/23/2022	KENN-FELD GROUP, LLC	316.23
66904	8/23/2022	KEVIN ABAIR	1,007.58
66905	8/23/2022	KMB OF SHREVEPORT, LLC	7,500.00
66906	8/23/2022	LEARNING A-Z	3,432.90
66907	8/23/2022	LYDEN OIL COMPANY	1,174.50
66908	8/23/2022	WEX BANK	1,807.29
66909	8/23/2022	MILLCRAFT PAPER COMPANY	5,354.48
66910	8/23/2022	MONOPRICE, INC.	39.74
66911	8/23/2022	MOTIVATING SYSTEMS, LLC	1,571.50
66912	8/23/2022	NEOLA, INC	750.00
66913	8/23/2022	94.3 THE BUCK	364.00
66914	8/23/2022	NORTHERN BUCKEYE	45,757.74
66915	8/23/2022	PENN FOSTER	220.00
66916	8/23/2022	OASSA	295.00
66917	8/23/2022	PASCO SCIENTIFIC	297.00
66918	8/23/2022	PAYSCHOOLS	5,650.00
66919	8/23/2022	PETTISVILLE SCHOOLS	185.00
66920	8/23/2022	RENAISSANCE LEARNING, INC.	16,052.50
66921	8/23/2022	RETTIG MUSIC	350.00
66922	8/23/2022	ROCHESTER 100, INC.	301.60
66923	8/23/2022	ROSE PEST SOLUTIONS	245.00
66924	8/23/2022	SCHOOL DATEBOOKS	232.15
66925	8/23/2022	SCHOOL SAVERS	1,204.00
66926	8/23/2022	SCHOOL SPECIALTY, LLC	328.07
66927	8/23/2022	SECURCOM, INC.	471.00
66928	8/23/2022	SPECTRUM ENTERPRISE	1,125.04
66929	8/23/2022	STACY RHOADS	100.00
66930	8/23/2022	STAPLES	1,157.86
66931	8/23/2022	STEVEN A. SHELTON	850.00
66932	8/23/2022	TEAM SPORTS, INC.	843.76
66933	8/23/2022	TED HASELMAN	105.00
66934	8/23/2022	TREASURER, STATE OF OHIO	98.25
66935	8/23/2022	VESCO OIL CORPORATION	9,342.18
66936	8/23/2022	VS ATHLETICS	467.75
66937	8/23/2022	WARD'S NATURAL SCIENCE EST.LLC	1,031.10
66938	8/23/2022	WILLIAM HANAK	65.00
66939	8/23/2022	WMTR RADIO	364.00
66940	8/24/2022	FISHER EDUCATION EMD	429.87
66941	8/24/2022	JAMES JONES	795.00

Reporting Period: August 2022 (FY 2023)

9/1/22 5:06 PM

Start Date: 08/01/2022

End Date: 08/31/2022

PIKE-DELTA-YORK LOCAL SCHOOLS
Disbursement Summary Report

Check Number	Date	Name	Amount
66942	8/26/2022	BO-DEC	\$ 3,806.25
66943	8/26/2022	BOILERS, CONTROLS &	515.89
66944	8/26/2022	DELTA HARDWARE & INDUSTRIAL,	961.58
66945	8/26/2022	FALOR FARM CENTER	429.17
66946	8/26/2022	FREESTYLE SALES CO.,INC	428.02
66947	8/26/2022	LAMMON BROTHERS	288.00
66948	8/26/2022	SHIFFLER EQUIPMENT SALES	194.38
66949	8/26/2022	GRAINGER	120.22
66950	8/30/2022	EARL MECHANICAL SERVICES, INC	22,230.00
66951	8/30/2022	THREE CORD LLC	1,108.19
66952	8/31/2022	ACE HARDWARE	139.00
66953	8/31/2022	BRITTANY ZEDLITZ	628.28
66954	8/31/2022	BSN SPORTS LLC	769.94
66955	8/31/2022	D&M 2 TRUCK SERVICES INC	49.11
66956	8/31/2022	ENERCO CORPORATION	450.00
66957	8/31/2022	FORREST AUTO SUPPLY	765.34
66958	8/31/2022	HEALTHCARE PROCESS CONSULTING	1,625.00
66959	8/31/2022	HIT, INC.	6.00
66960	8/31/2022	Northwest Ohio Educational	4,089.19
66961	8/31/2022	NWO JUVENILE DETENTION CENTER	847.00
66962	8/31/2022	OASSA	295.00
66963	8/31/2022	OHIO GAS COMPANY	34.58
66964	8/31/2022	OHIO SCHOOLS COUNCIL	405.74
66965	8/31/2022	RACHEL HILDRETH	72.00
66966	8/31/2022	RIDDELL	5,601.15
66967	8/31/2022	SAVVAS LEARNING COMPANY, LLC	8,170.00
66968	8/31/2022	SCHOLASTIC, INC	29.99
66969	8/31/2022	SPECTRUM ENTERPRISE	291.84
66970	8/31/2022	STAPLES	359.61
66971	8/31/2022	STUDIES WEEKLY	1,703.90
66972	8/31/2022	TOLEDO EDISON	29,918.71
66973	8/31/2022	WARD'S NATURAL SCIENCE EST.LLC	239.48
66974	8/31/2022	WINDSTREAM	105.15
Grand Total			\$ 1,555,524.86

Pike Delta York Local School District
Donations
August 2022

Contributor	Recipient	Amount
Dave Carter	DHS Band - Tuba	\$ 3,000.00

PIKE DELTA YOUR LOCAL SCHOOLS

Unencumbered Liabilities (Then & Now)

August 2022

Vendor	Responsible Employee	Invoice Date	P.O. #	P.O. Date	Amount of Invoice
None					

PIKE DELTA YOUR LOCAL SCHOOLS


Fund to Fund Transfers / Advances

August 2022

<i>From</i>				
<u>Fund</u>			<u>T</u>	<u>Amount</u>
			<u>A</u>	
Total				\$ -

<i>To</i>				
<u>Fund</u>			<u>T</u>	<u>Amount</u>
			<u>A</u>	
Total				\$ -

8/31/2022
Date


Matt A. Feasel, CFO/Treasurer

**PIKE DELTA YORK LOCAL
SCHOOL DISTRICT**

2022-23 Initial Appropriations w/ Revisions

			INITIAL		
			2022-23	August 2022	2022-23
			Appropriations	Revisions	Appropriations
001	0000	GENERAL FUND	14,326,077.00	249,678.00	14,575,755.00
001	9000	TECHNOLOGY MAINTENANCE & INSURANCE	32,000.00	-7,000.00	25,000.00
002	9799	BOND RETIREMENT 2006 - REFUNDING	701,725.00	0.00	701,725.00
003	0000	PERMANENT IMPROVEMENT FUND	400,000.00	0.00	400,000.00
006	0000	FOOD SERVICE FUND	580,000.00	-31,262.00	548,738.00
007	9001	BEN ATHERTON MEMORIAL SCHOLARSHIP	1,000.00	0.00	1,000.00
007	9002	NATE PARSONS MEMORIAL SCHOLARSHIP	500.00	0.00	500.00
007	9100	CLYDE J KINNEY SCHOLARSHIP FUND	200.00	0.00	200.00
007	9290	COACH CORY'S BACKPACK BUDDIES	2,500.00	-500.00	2,000.00
007	9300	TOMMY CHILDRESS JR. MEMORIAL SCHOLARSHIP	1,000.00	0.00	1,000.00
007	9400	PDYLS D BOARD OF EDUCATION SCHOLARSHIP	1,000.00	0.00	1,000.00
007	9500	PDY FACULTY & STAFF SCHOLARSHIP	600.00	0.00	600.00
007	9800	CLASS OF 1956 MEMORIAL SCHOLARSHIP	1,000.00	0.00	1,000.00
007	9900	RICHARD SELL MEMORIAL SCHOLARSHIP	2,500.00	0.00	2,500.00
007	9990	SPROW BUCKS - TEACHER GRANT AWARD	1,000.00	750.00	1,750.00
007	9991	KICKSTARTER SCHOLARSHIP	1,000.00	0.00	1,000.00
007	9992	SHARON K. BRUCE SCHOLARSHIP	1,000.00	-500.00	500.00
009	9100	U.S.S.F. - DELTA ELEMENTARY	7,500.00	1,500.00	9,000.00
009	9200	U.S.S.F. - DELTA MIDDLE SCHOOL	9,500.00	-3,525.00	5,975.00
009	9300	U.S.S.F. - DELTA HIGH SCHOOL	15,000.00	4,645.00	19,645.00
018	9002	DELTA ELEMENTARY PRINCIPAL SUPPORT FUND	15,000.00	-4,590.00	10,410.00
018	9005	M.S. PRINCIPAL SUPPORT FUND	10,000.00	-5,050.00	4,950.00
018	9006	H.S. PRINCIPAL SUPPORT FUND	2,500.00	-100.00	2,400.00
019	9171	WELLNESS GRANT	2,600.00	0.07	2,600.07
019	9176	M.S. AFTER-SCHOOL PROGRAM	3,135.00	-0.62	3,134.38
019	9177	PREVENTION EDUCATION GRANT	16,272.00	0.00	16,272.00

**PIKE DELTA YORK LOCAL
SCHOOL DISTRICT**

2022-23 Initial Appropriations w/ Revisions

			INITIAL		
			2022-23	August 2022	2022-23
			Appropriations	Revisions	Appropriations
034	9009	O.S.F.C. MAINTENANCE FUND	75,000.00	12,100.00	87,100.00
200	9021	CLASS OF 2021	546.69	-546.69	0.00
200	9022	CLASS OF 2022	2,240.10	-2,240.10	0.00
200	9023	CLASS OF 2023	35,000.00	-35,000.00	0.00
200	9024	CLASS OF 2024	20,000.00	1,000.00	21,000.00
200	9025	CLASS OF 2025	250.00	50.00	300.00
200	9026	CLASS OF 2026	250.00	0.00	250.00
200	9027	CLASS OF 2027	7,500.00	-800.00	6,700.00
200	9028	CLASS OF 2028	3,500.00	25.00	3,525.00
200	9029	CLASS OF 2029	15,000.00	-7,300.00	7,700.00
200	9030	CLASS OF 2030	1,000.00	-1,000.00	0.00
200	9100	H.S. DRAMA CLUB	0.00	0.00	0.00
200	9150	MIDDLE SCHOOL SCIENCE CLUB	200.00	-35.03	164.97
200	9280	SPANISH CLUB	1,000.00	0.00	1,000.00
200	9320	FCCLA	0.00	1,485.00	1,485.00
200	9330	FFA	42,000.00	250.00	42,250.00
200	9550	M.S. CHEERLEADERS	1,000.00	-500.00	500.00
200	9553	H.S. CHEERLEADERS	12,000.00	-850.00	11,150.00
200	9610	H.S. STUDENT COUNCIL	7,500.00	-1,300.00	6,200.00
200	9611	M.S. STUDENT COUNCIL	3,200.00	-1,275.00	1,925.00
200	9650	H.S. SADD	135.00	-10.00	125.00
200	9689	DEL HI	1,750.00	1,050.00	2,800.00
200	9690	GREEN & WHITE	885.00	-860.00	25.00
200	9691	M.S. YEARBOOK	350.00	2,500.00	2,850.00
200	9710	H.S. NATIONAL HONOR SOCIETY	100.00	50.00	150.00
200	9711	M.S. NATIONAL HONOR SOCIETY	425.00	451.96	876.96

**PIKE DELTA YORK LOCAL
SCHOOL DISTRICT**

2022-23 Initial Appropriations w/ Revisions

			INITIAL		
			2022-23	August 2022	2022-23
			Appropriations	Revisions	Appropriations
300	9200	M.S. ODYSSEY OF THE MIND	4,000.00	0.00	4,000.00
300	9350	ART/TECH CLUB	1,200.00	0.00	1,200.00
300	9440	HIGH SCHOOL BAND	1,200.00	0.00	1,200.00
300	9470	CHORAL-DELAIRE	1,000.00	0.00	1,000.00
300	9490	HIGH SCHOOL MUSICAL	8,500.00	0.00	8,500.00
300	9500	ATHLETIC FUND	100,000.00	-8,935.00	91,065.00
300	9501	BASEBALL TEAM	5,500.00	0.00	5,500.00
300	9502	BASKETBALL TEAM - BOYS	3,500.00	0.00	3,500.00
300	9503	SOCCER TEAM - GIRLS	4,200.00	5,800.00	10,000.00
300	9504	FOOTBALL TEAM	5,000.00	0.00	5,000.00
300	9505	CROSS COUNTRY TEAM - BOYS	2,000.00	0.00	2,000.00
300	9506	GOLF TEAM	5,000.00	0.00	5,000.00
300	9507	TRACK TEAM - BOYS & GIRLS	6,000.00	0.00	6,000.00
300	9508	SQUARE ONE ART FUNDRAISER	1,200.00	725.00	1,925.00
300	9509	BASKETBALL TEAM - GIRLS	4,500.00	0.00	4,500.00
300	9510	SOFTBALL TEAM	1,000.00	2,000.00	3,000.00
300	9513	SOCCER TEAM - BOYS	12,000.00	0.00	12,000.00
300	9514	VOLLEYBALL TEAM	5,000.00	0.00	5,000.00
300	9516	BOWLING TEAM	1,200.00	0.00	1,200.00
499	9021	SCHOOL SAFETY GRANT 2020-21	6,100.80	0.00	6,100.80
499	9222	BUS PURCHASE ASSISTANCE	222,145.00	-222,145.00	0.00
507	9020	E.S.S.E.R. I	12,225.33	0.00	12,225.33
507	9021	E.S.S.E.R. II	307,154.78	3,224.54	310,379.32
507	9022	E.S.S.E.R. III	605,769.21	-206,368.36	399,400.85
509	9022	21st CENTURY 2021-22	36,171.32	0.00	36,171.32
516	9021	IDEA-B 2021-22	0.00	21,450.32	21,450.32

**PIKE DELTA YORK LOCAL
SCHOOL DISTRICT**

2022-23 Initial Appropriations w/ Revisions

			INITIAL		
			2022-23	August 2022	2022-23
			Appropriations	Revisions	Appropriations
516	9022	IDEA-B 2022-23	291,693.52	0.00	291,693.52
551	9022	L.E.P. 2022-23	0.00	2,656.14	2,656.14
572	9022	TITLE I 2022-23	168,022.07	0.00	168,022.07
572	9122	TITLE I 2022-23 EOEC	9,104.29	-785.75	8,318.54
584	9023	TITLE IV-A 2022-23	12,235.89	0.00	12,235.89
587	9023	IDEA-B - E.C.S.E. 2022-23	11,146.70	0.00	11,146.70
590	9022	TITLE II-A 2021-22	34,906.67	-34,906.67	0.00
590	9023	TITLE II-A 2022-23	34,906.67	0.00	34,906.67
Total			18,289,023.04	-265,994.19	18,023,028.85